



Year 3

Dear Parents/Carers,

We hope you had a wonderful Easter holiday. The children have come back full of energy and ready to learn. This week we have started our new topics RE: Ends of the Earth, Geography: Why do people live on volcanoes? Science: Light and Shadow.

Our DT topic is designing pencil holders. Please could the children start bringing in newspapers, cardboard tubes and plastic bottle. Thank you.

### **KEY DATES**

Wednesday 22 April – Feet First Walking Nightingales

Thursday 23<sup>rd</sup> April – Feet First Walking Kingfishers

**Friday 24<sup>th</sup> April – Class photos**

Thursday 30<sup>th</sup> April – Yr3 at parish Mass 11am (All parents welcome)

Friday 1<sup>st</sup> May – Mini Marathon

Monday 4<sup>th</sup> May – BANK HOLIDAY

Friday 22<sup>nd</sup> May – Marian Celebration 9.45

### **Homework expectations**

Homework club will start Friday 24<sup>th</sup> April.

Please support your child to complete **all** homework tasks set for them each week. Check to see if your child has any outstanding Maths tasks on Maths.co.uk and please allow them to complete these as soon as possible. In doing this, you will be reinforcing classroom learning and it will give you essential information about how your child is progressing in that area of learning.

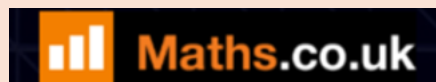
Thank you for your continued support.

**Spellings – tested on Friday**





**basically, frantically, logically,  
tragically, magically, publicly,**

**Maths.co.uk - Complete by Friday**



**Please complete any outstanding maths  
homework.**

<b>dramatically, historically, automatically, specifically</b>	<b>Please speak to your child's teacher if you have any concerns completing these.</b>
<b>Times tables – tested on Friday</b> At least 6 minutes a week on TTRS 	<b>Reading – 15 minutes a day</b>  <a href="#">Find the link to AR here.</a> Please complete at least <b>one</b> Accelerated Reader quiz per week (dependent on the size of the book).

**Handwriting videos for you to practise at home – these link to what we practise in school**

Handwriting  
 Please feel free to scan the QR code to access a handwriting video that has been covered in class.



**Prayer Bag**

If your child has been given the prayer bag, please bring back by Friday each week.

**Merit Badge**

Please make sure your child brings the merit badge back to school ready for the next child to be awarded it. Thank you.

**Maths homework**

Please complete any outstanding maths homework. Please speak to your child's teacher if you have any concerns completing these.

**KS2 DISTRICT CROSS COUNTRY RACE**

KS2 children are all invited to represent the school at the District Schools' Cross-Country meet in Farnham Park on Saturday 16<sup>th</sup> May 2026

To sign your child up please use the following link: <https://forms.office.com/e/xfF18b005t>

They will be racing for approximately **2000 metres**. The race will be in a **clockwise direction** unless conditions cause a change to the direction. Note the course is hilly and can be muddy.

There will be a KS2 boys race at 10:00am followed by a KS2 girls' race at 10:20am.

If your child requires medication such as an inhaler, it is the parent or responsible adults' duty to carry it, not the schools'. Please note that First Aiders will be there to provide first aid if there should be an emergency and will be situated near the event 'operations' table. **Every child must come with a responsible adult who stays at the event until the child is finished.**

We do not time the children but give them a position number as they pass the finish line. The idea at each race is to do as well as they can and try to beat their personal best position. Parents are welcome to watch the races. Once your child has raced, **please do not collect your child directly from inside the running funnel.**

There will be medals awarded for 1<sup>st</sup>, 2<sup>nd</sup> and 3<sup>rd</sup> places in each race. There are also cups for the best boy's school team performance and the best girls' school team performance. In addition, the Bell cup is awarded for the school scoring the most overall points. The point system is based on our top six finishing positions in each race.

### **Registration and Gathering Area:**

**The schools will register the children at the bottom of the park just up from the Bear Lane/Park Row entrance to the park. (Bear Lane/Park Row entrance GU9 7LF) Go into the park, from the bottom entrance, over the stile and meet St. Polycarp's staff on the left hand side where they will register your children. (Just left of the path and adventure playground)**

### **PARKING**

Parents must park in the town car parks and walk to the registration point. Please find a map attached. **Please do not park on the roads adjacent to the park such as Park Row and Bear Lane as we must be considerate of residents to retain our licence.**

### **PLEASE NOTE PARENTS HAVE BEEN ASKED BY WAVERLEY COUNCIL NOT TO**

**PARK IN THE : park/golf car park, cricket ground or smaller rangers' car parks on Folly Hill.**

**Parents and carers are asked not to block residents' roads or drives.** Please note this is a **condition of our licence from Waverley Council** to run the event. Marshalls will be present to ensure parents don't flout this requirement.

Surrey Police have been informed and will be contacted if people cause a problem with parking. Please don't let St. Polycarp's down by ignoring this request.

### **CROSS COUNTRY EVENT INFORMATION**

**DATE:** Saturday 16<sup>th</sup> May 2026

**PLACE:** Farnham Park, Bear Lane/Park Row entrance at the bottom left-hand corner of Farnham Park. Please see map attached.

**MEETING POINT:** Bear Lane/Park Row entrance, just over the stile to the left-hand side of the path below the adventure playground. (See attached map)

**TIME OF EVENT: 9.15am** Registration at meeting point – Mrs Ramsden aided by other St. Polycarp's staff. After registration the boys and girls' teams will be warmed up by St Polycarp's staff. At the end

of the race St. Polycarp's staff will keep the children in the finishing pen for the parent/carer to collect at the end of each race.

**9.15am** register **9.30am** warm up **10.00am** Boys race **10.20am** Girl's race **10.45ish!** presentation

REQUIREMENTS		
School P.E. kit	Trainers or Astros – No Spikes	Water bottle

Nest week Y3 will be completing Feet First Walking Safety sessions. Please see the optional activities below for you to complete if you wish to.

## Key Information for Parents

It is useful for pupils to continue practicing what they have learned. The home activity sheet can start this process, and we have included some key information points below to help you further their learning.

### The Green Cross Code

- Using the steps of the Green Cross Code in the correct order.
- Identify the Road, Pavement and Kerb and the safest place to walk and stand.

### Choosing where to cross

- Finding a controlled crossing such as a zebra or a pelican crossing where available or nearby.
- Choosing a place with clear visibility of all roads around them and in a place where they can clearly be seen by drivers.
- Taking extra care when crossing driveways or entrances/exits for any moving vehicles.
- Spending as little time in the road when crossing by picking the most direct route across.

### Observation

- Making sure to spot any moving vehicles and understand that they may not always stop when they're supposed to.
- Understanding road signs and what information they are providing.
- What the different lights on a car means and if it is indicating or reversing.

# Zebra Crossings

**Stop** at the kerb.

**Look** and **listen** all around for traffic.

Watch approaching traffic and wait until ALL traffic stops on both sides of the zebra crossing. **Think** if it's safe to cross.



When you are sure ALL traffic has stopped, walk straight across the zebra crossing, looking and listening at all times.

Why might traffic not stop at the zebra crossing?

.....

Why should you keep looking and listening?

.....

**Now It's Your Turn... to use a zebra**

Name of Road:

Time:  Date:

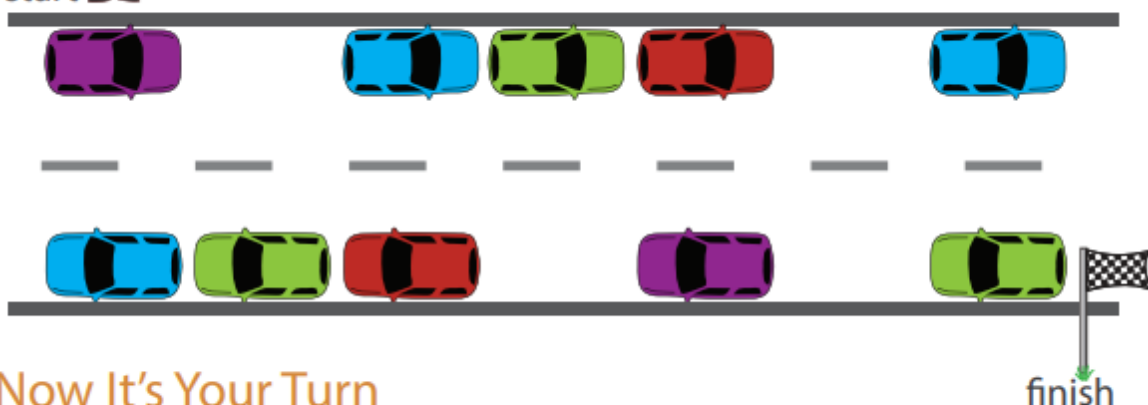
# Around Parked Cars

Sometimes a road is very busy with many parked cars but no safe places to help you cross so what could you do?



Jack needs to cross this very busy road with lots of parked cars on it. Can you help him to find the safest place to cross?

Activity



## Now It's Your Turn

Name of Road:

Time:  Date:



Choose a space between two parked cars. Use the clues below to check they are not going to move.

- Are the lights on?
- Can you hear the engine?
- Can you see/smell any exhaust fumes?
- Is there a driver in the car?

Why is it not safe to cross near a van, lorry or bus?

When you are sure both cars are NOT going to move, walk carefully between them but only as far as their outside edge.

**Stop!** Carefully look around the sides of the car for traffic.

**Look** and **Listen** for traffic. Only when you are sure that that road is clear walk straight across. **Think** if it's safe to cross.

Keep looking and listening until you reach the pavement on the other side.



# The Safest Way

Knowing the safest way to cross the road you also have to understand that the more time spent in the road, the more dangerous it is for you.

## Millie's Top Tips



Look at the road and where you want to go  
Before you start to cross Think!  
Which way is best so that I spend less time in the road?  
Only cross when you have thought about the safest way.  
**Remember less time in the road is safer for you**

## Activity

Millie needs to get to the flag on the other side of the road.  
Draw a line showing the best way for her to cross the road.

start

finish

### Now It's Your Turn... to cross safely

Name of Road:

Time:  Date:

You can find additional activities within a separate document linked in the same place as this newsletter.

 Clubs for Summer Term 

Welcome to our new Arbor club booking system. We are delighted that we are once again able to offer a variety of extra-curricular clubs for all our pupils. Please find below our staff run clubs for this term. **Booking for these will open on Saturday 18<sup>th</sup> April at 8:30am and closes on Monday 20<sup>th</sup> April 10:30am.**

Please apply for a **maximum of two clubs** (not including choir) run by St Polycarp's team via **Arbor**.

Please note **ALL** clubs have a maximum number. If the club is oversubscribed, sessions will be organised in half-term blocks to ensure as many children as possible have the opportunity to take part.

You will be notified through Arbor if your child has been allocated a place.

Please only book your child onto a club if they are genuinely interested in participating and committed to attending weekly.

**Disco Friday** – Disco Friday returns for the summer term and all children are welcome to dance along to the music with Mrs Ramsden on the playgrounds and field.

**Clubs run by staff start w/c 27th April 2026. The final week for teacher clubs will be w/c 6<sup>th</sup> July 2026**

Day	Year	Club	Club Organiser	Location	Time
Monday	Y3	Fun Netball Club (max 20)	Mrs McGrory	Muga	12:15 – 12:40
Monday	KS2	Tennis Club (max 25)	Mrs Ramsden	KS2 Playground	8:00 – 8:30
Tuesday	KS2	Pickleball Club (max 20)	Mrs Prentice	KS1 Playground	8:00 – 8:30
Tuesday	KS2	Girls Football (max 30)	Mrs Ramsden	Muga	12:40 – 1:10
Tuesday	Y5 & Y6	Cricket Club (max 25)	Mrs Ramsden	Field	8:00 – 8:30
Tuesday	KS2	Liturgical Dance Club (max 30)	Mrs Peneda & Miss Maloney	Pope Francis Hall	12:40 – 1:10
Wednesday	Y3 – Y6	Pokemon Club (max 30)	Mrs Armstrong	Outdoor Classroom KS2	12:45 – 1:10
Wednesday	Y2 – Y6	Choir	Mrs Ridgeon	Pope Francis Hall	12:15 – 12:45
Wednesday	Y4 & Y5	7's Netball Club (max 20)	Mrs Ramsden	Muga	8:00 – 8:30
Wednesday	KS2	Run Club (Max 30)	Miss Corless & Mrs Maliphant	KS1 Playground	12:40 – 1:10
Thursday	Y5 & Y6	Chelsea Football Club (max 30)	Chelsea Coaches	Muga	12:40 – 1:10
Thursday	Y5 & Y6	Debate Club (max 20)	Mr Jacobs	Owls	12:40 – 1:10
Thursday	KS1	Mindfulness Colouring Club (max 25)	Miss Dalton	Skylarks	12:10 – 12:40
Friday	Y5 & Y6	Rounders Club (max 20)	Mrs Ramsden	Field	8:00 – 8:30
Friday	KS1 & KS2	Garden Club (max 25)	Mrs Walker	Poly's Garden Area	12:15 – 12:45

